



ABS MYFREEDOM™ 客户端

自定义表格视图

分步指导，指导您自定义表格视图

目录

一键链接到任何页面或者章节，轻松找到所需信息

自定义表格视图

[如何自定义表格视图](#)

03

如有任何疑问，请发送邮件至ABSServiceDesk@eagle.org

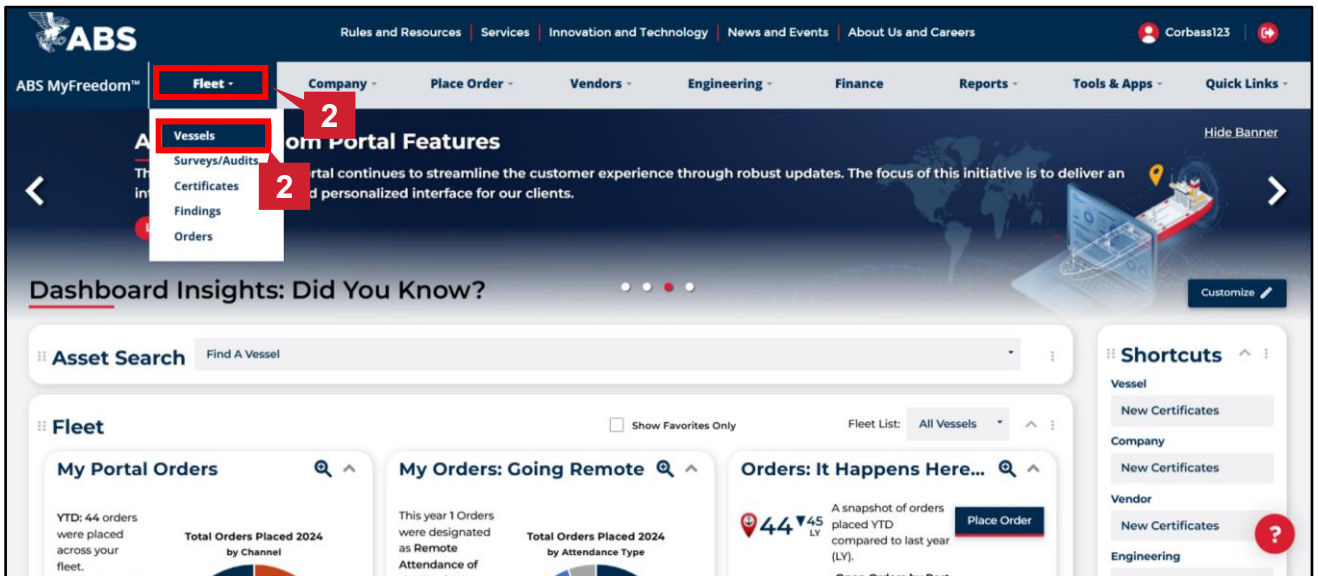
如何自定义表格视图

您可以根据个人习惯自定义表格视图，表格可以在船队、公司、设备厂家、工程和财务栏目下看到。列表的标题会因为主题不同而有不同的选择。

提示: 为了展示步骤，以下是从船队栏目下船舶的页面。

如何自定义表格视图

- 1 登录客户端
- 2 从 **船队 Fleet** 栏目的下拉菜单中选择 **船舶 Vessels**



3 选择 船队：所有船舶 **Fleet: All Vessels** 的页面如图所示

4 可以看到列表标题有不同的主题内容。

The screenshot shows the 'Fleet: All Vessels' page. At the top, there are navigation tabs for 'VESSELS', 'SURVEYS/AUDITS', 'CERTIFICATES', 'FINDINGS', and 'ORDERS'. Below the tabs, there are several summary cards for different categories: 31 Total Vessels, SURVEYS/AUDITS (31 Overdue, 5 Due), FINDINGS (18 Overdue, 0 Due), CERTIFICATES (2 Expiring), ORDERS (1 Order Placed, 18 In Progress), and PRI7 CAPS (1 Request). A search bar is located below the summary cards. The main table has columns for Vessel Name, IMO No., Class No., Orders, Surveys/Audits, Findings, Certificates, and PRI7 CAPS. A red box highlights the table headers, and another red box highlights the 'Place Order' button for each vessel row.

5 点击主标题栏右边的三个点来自定义每列的标题内容。

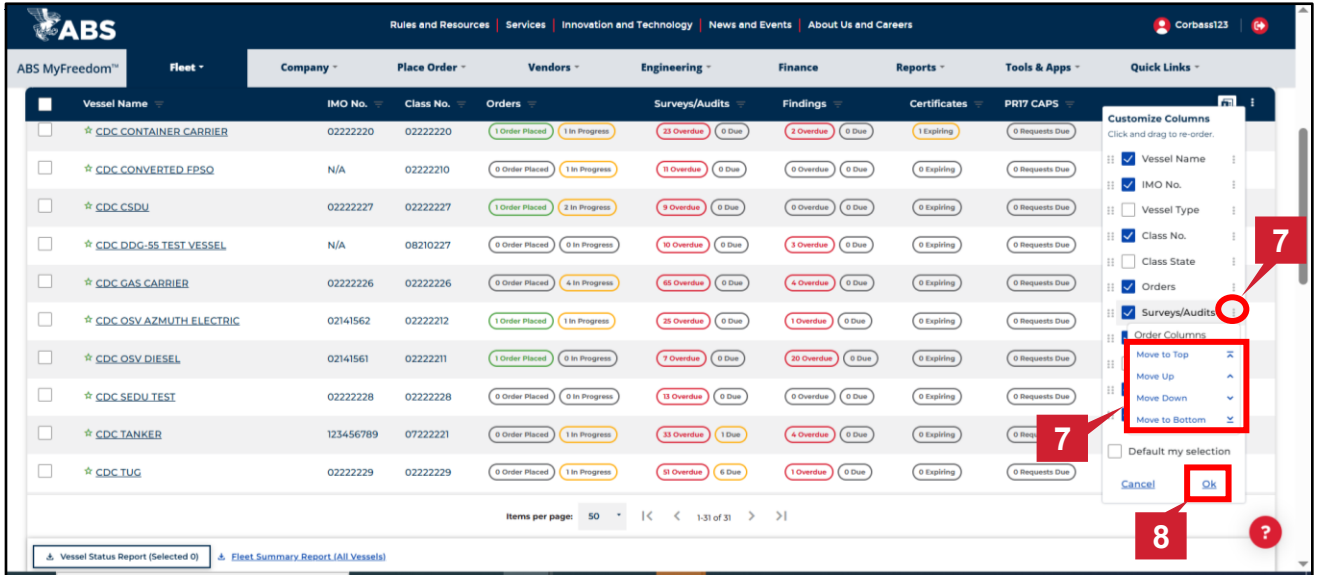
6 根据您的偏好习惯对选框进行勾选或取消选择。

The screenshot shows the 'Fleet: All Vessels' page with the 'Customize Columns' dialog box open. The dialog box has a title 'Customize Columns' and a subtitle 'Click and drag to re-order.' It lists the columns that can be displayed: Vessel Name, IMO No., Vessel Type, Class No., Class State, Orders, Surveys/Audits, and Findings. Each column has a checkbox and a drag handle. A red box highlights the 'Customize Columns' dialog, and another red box highlights the 'Card' view selector in the top right corner of the table.

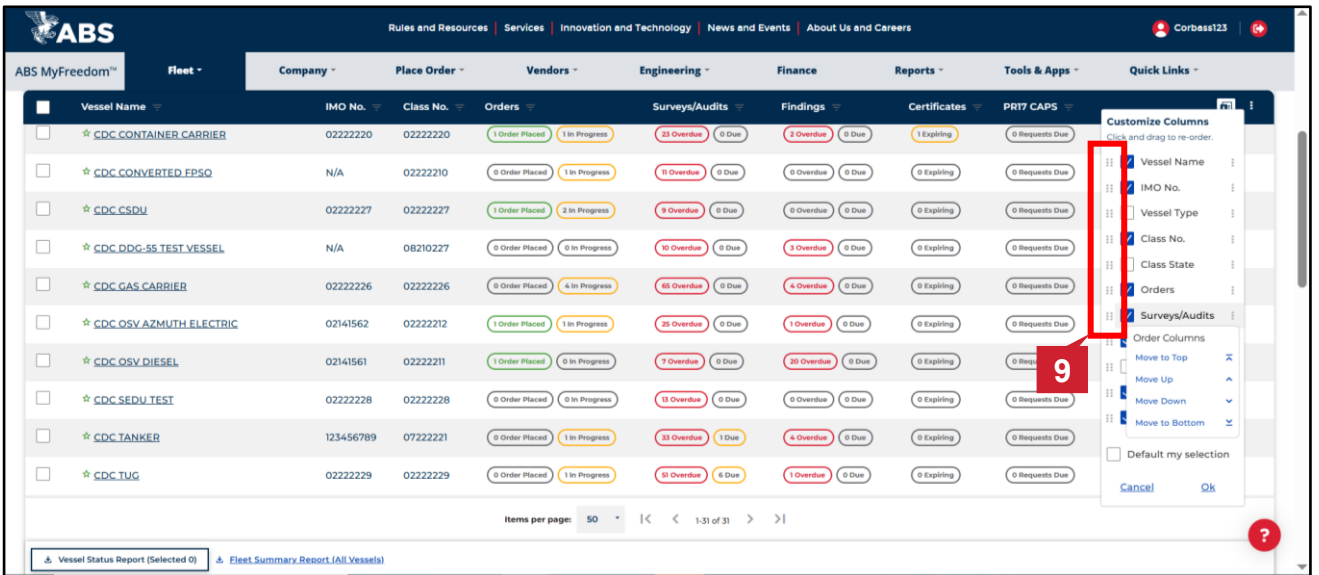


7 点击每列旁边有三个点可以排列顺序。您可以在罗列的选项中看到 **移到首位 Move to Top**, 向上移 **Move Up**, 向下移 **Move Down**, 移到底部 **Move to Bottom**。根据您的偏好习惯进行排序选择。

8 点击 **Ok**



9 点住罗列选项中左边的六个点并拖动可以重新排序。



10 勾选 **默认我的选择 Default My Selection** 可以保留修改记录，直至下次修改。

11 点击 **Ok**

The screenshot displays the ABS MyFreedom™ Fleet management interface. The main table lists various vessels with columns for Vessel Name, IMO No., Class No., Orders, Surveys/Audits, Findings, Certificates, and PRI7 CAPS. A 'Customize Columns' dialog box is open on the right side, allowing users to select which columns to display. The 'Default my selection' checkbox is highlighted with a red box and labeled '10'. Below the dialog box, the 'Ok' button is highlighted with a red box and labeled '11'. The interface also shows navigation options like 'Vessel Status Report' and 'Fleet Summary Report' at the bottom.

Vessel Name	IMO No.	Class No.	Orders	Surveys/Audits	Findings	Certificates	PRI7 CAPS
CDC BARGE FOR AE CERT ONLY	02222224	92222224	3 Order Placed	1 In Progress	55 Overdue	0 Due	0 Expiring
CDC BULK CARRIER	02222223	07222223	4 Order Placed	3 In Progress	30 Overdue	0 Due	0 Expiring
CDC CONTAINER CARRIER	02222220	02222220	1 Order Placed	1 In Progress	23 Overdue	0 Due	1 Expiring
CDC CONVERTED FPSO	N/A	02222210	0 Order Placed	1 In Progress	11 Overdue	0 Due	0 Expiring
CDC CSDU	02222227	02222227	1 Order Placed	2 In Progress	9 Overdue	0 Due	0 Expiring
CDC DDG-55 TEST VESSEL	N/A	08210227	0 Order Placed	0 In Progress	16 Overdue	0 Due	0 Expiring
CDC GAS CARRIER	02222226	02222226	0 Order Placed	4 In Progress	65 Overdue	0 Due	0 Expiring
CDC OSV AZMUTH ELECTRIC	02141562	02222212	1 Order Placed	1 In Progress	26 Overdue	0 Due	0 Expiring
CDC OSV DIESEL	02141561	02222211	1 Order Placed	0 In Progress	7 Overdue	0 Due	0 Expiring
CDC SEDU TEST	02222228	02222228	0 Order Placed	0 In Progress	13 Overdue	0 Due	0 Expiring