



ABS MYFREEDOM™ CLIENT PORTAL

Previewing Documents

Step-by-step instructions to help you preview documents.

Table of Contents

Links to any page or section to find the information you need in one click

Previewing Documents

<u>(1) How to Preview Documents</u>	03
<u>A) How to Preview Vessel & Surveys/Audits PDF</u>	03
<u>B) How to Preview Company & Audits PDF</u>	06
<u>C) How to Preview Certificates PDF</u>	09
<u>D) How to Preview Findings PDF</u>	12
<u>E) How to Preview Orders – History PDF</u>	15
<u>F) How to Preview Reports PDF</u>	18

For questions, please email ABSServiceDesk@eagle.org.



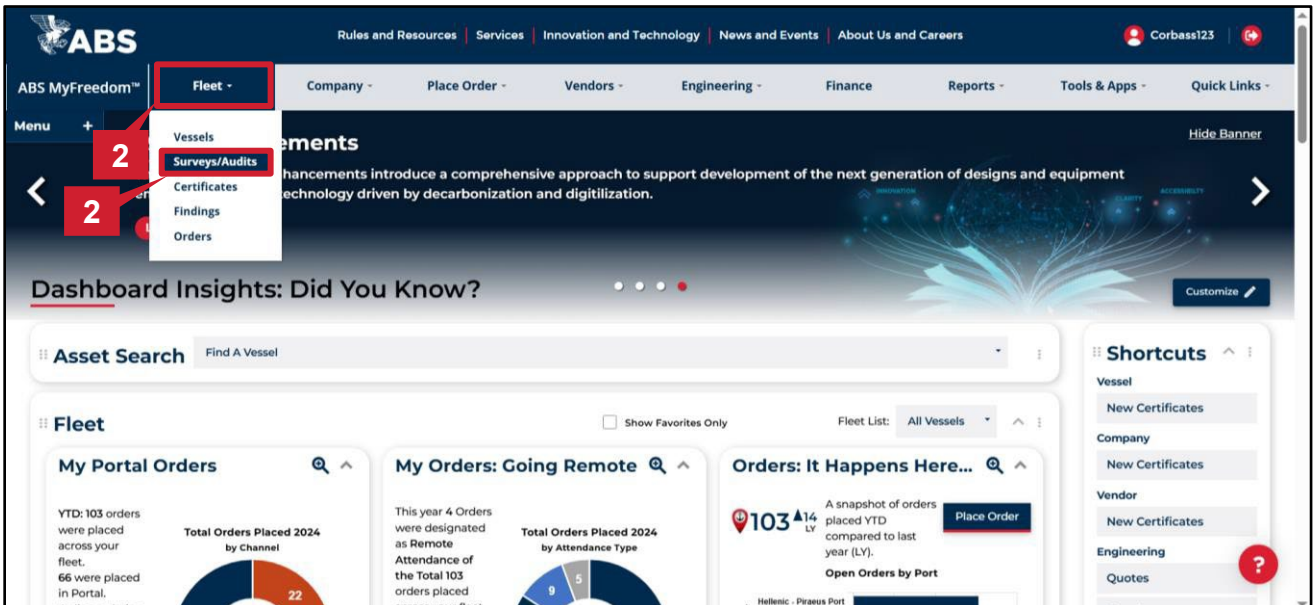
(1) How to Preview Documents

Using the **Document PDF Viewer** feature, you can Preview Documents.

The following are ways to preview documents on **ABS MYFREEDOM™ CLIENT PORTAL**:

- A) How to Preview Vessel & Surveys/Audits PDF
- B) How to Preview Company & Audits PDF
- C) How to Preview Certificates PDF
- D) How to Preview Findings PDF
- E) How to Preview Orders – History PDF
- F) How to Preview Reports PDF

A) How to Preview Vessel & Surveys/Audits PDF	
1	Login to the ABS MYFREEDOM™ CLIENT PORTAL .
2	Select Survey/Audits from the Fleet drop-down options.





- 3 The **Survey/Audits** section is displayed.
- 4 Click the **History** tab.
- 5 Click the drop-down arrow next to the **Report** button to reveal the **Preview** menu.
- 6 Click **Preview**.

The screenshot shows the ABS MyFreedom interface. At the top, there is a navigation bar with the ABS logo and various menu items like 'Rules and Resources', 'Services', 'Innovation and Technology', 'News and Events', and 'About Us and Careers'. Below this is a secondary navigation bar with 'Fleet: All Vessels' and a 'Customize' button. The main content area is titled 'Fleet: All Vessels' and has tabs for 'VESSELS', 'SURVEYS/AUDITS', 'CERTIFICATES', 'FINDINGS', and 'ORDERS'. The 'SURVEYS/AUDITS' tab is active, and the 'History' sub-tab is selected, indicated by a red box and the number 4. Below the tabs is a search bar and filter options. A table of survey records is displayed with columns: Survey Name, Vessel, Last Visit Date, Type, Report Number, Port, Attendance Type, and Status. The first row is 'ISPS Initial Verification' for vessel 'CDC CONTAINER CARRIER'. A red box and the number 5 highlight the 'Report' dropdown menu for this row, which is open to show 'Report' and 'Preview' options. The 'Preview' option is highlighted with a red box and the number 6. At the bottom of the table, there are pagination controls showing 'Items per page: 50' and '1/17 of 17'.

Note: The **Preview** option is also available for surveys under the **Scheduled** tab that are commenced or continued.





- 7 The **Document Preview** pop-up is displayed.
- 8 You can download the document using the **Download** icon.

CDC BARGE FOR AF CERT ONLY - PDF

DOCUMENT PREVIEW
- X

CDC BARGE FOR AF CERT ONLY

Annual Hull Survey 3-S1762565-CDC BARGE FOR AF CERT ONLY

🔍
🔍
⏪
<
Page 1 of 8
>
⏩
8

AMERICAN BUREAU OF SHIPPING

CLASS SURVEY REPORT

Vessel Name	CDC BARGE	Class Number	92222224
Attending Office	Houston, TX	Report Number	HS1817152
First Visit Date	12-Apr-2010	Last Visit Date	12-Apr-2010

THIS IS TO CERTIFY that the undersigned surveyor(s) to this Bureau, did at the request of the Owners representative attend the Oil Tank Barge CDC BARGE, of Port Iraklion, Hellenic Republic, Class Number 92222224, IMO Number 02222224, on 12-Apr-2010 as the vessel lay afloat, in order to carry out the survey(s) noted below:

Survey Location: test

Report	Survey Description	Status	Outstanding
HS1817152_C	Annual Hull Survey 3	Commenced	Yes
HS1817152_A	Survey for Compliance - Class	Completed	No

Safety Management System Section (IACS PR 17)
No deficiencies were observed during this survey relating to possible Safety Management System failures.

Closing Paragraph
It is recommended that this vessel be retained as classed with this Bureau.

Surveyor(s) to The American Bureau of Shipping
Attending Surveyors

Paramore Robert J.
Electronically Signed on 12-Apr-2010 by Dunworth, Caroline

Note: You can cancel/close Document Preview by clicking the **X** icon at the top right corner of the page.

Note: You can use the arrows near the page numbers to navigate to the previous or next pages.





B) How to Preview Company & Audits PDF

- 1 Login to the **ABS MYFREEDOM™ CLIENT PORTAL**.
- 2 Select **Audits** from the **Company** drop-down options.

The screenshot shows the ABS MyFreedom Client Portal dashboard. The top navigation bar includes 'Rules and Resources', 'Services', 'Innovation and Technology', 'News and Events', and 'About Us and Careers'. The user is logged in as 'Corbass123'. The main navigation menu includes 'Fleet', 'Company', 'Place Order', 'Vendors', 'Engineering', 'Finance', 'Reports', 'Tools & Apps', and 'Quick Links'. The 'Company' dropdown menu is open, showing options: 'Companies', 'Audits', 'Certificates', 'Findings', and 'Orders'. The 'Audits' option is highlighted with a red box and a red arrow. The dashboard features several widgets: 'Asset Search' (Find A Vessel), 'Fleet' (My Portal Orders, My Orders: Going Remote, Orders: It Happens Here...), and 'Shortcuts' (Vessel, Company, Vendor, Engineering, Reports, Automated Reports). The 'My Portal Orders' widget shows 'Total Orders Placed 2024 by Channel' with a donut chart (67, 22). The 'My Orders: Going Remote' widget shows 'Total Orders Placed 2024 by Attendance Type' with a donut chart (9, 5, 75). The 'Orders: It Happens Here...' widget shows 'Open Orders by Port' with a bar chart (Freedom Operations, Corporate Class, ABS Business Group, Rio de Janeiro Port, Chattogram Survey). The 'Shortcuts' widget lists various actions like 'New Certificates', 'Generate Report', and 'Automated Reports'.



- 3 The **Audits** section is displayed.
- 4 Click the **History** tab.
- 5 Click the drop-down arrow next to the **Report** button to reveal the **Preview** menu.
- 6 Click **Preview**.

The screenshot shows the ABS MyFreedom interface. At the top, there is a navigation bar with the ABS logo and various menu items like 'Rules and Resources', 'Services', 'Innovation and Technology', 'News and Events', and 'About Us and Careers'. Below this is a secondary navigation bar with 'ABS MyFreedom' and several tabs: 'Fleet', 'Company', 'Place Order', 'Vendors', 'Engineering', 'Finance', 'Reports', 'Tools & Apps', and 'Quick Links'. The main content area is titled 'Companies' and has a sub-tab 'AUDITS' selected. Under 'AUDITS', there are two tabs: 'Scheduled' and 'History'. The 'History' tab is highlighted with a red box and the number 4. Below the tabs is a search bar and some filters. A table of audits is displayed with columns: Audit, Company, Last Visit Date, Type, Report Number, Port, Attendance Type, and Status. The first row is 'Confirmation of Compliance - Management Systems' for 'TOTE SERVICES, LLC (NATIONAL SECURITY MULTI-MISSION VESSEL PROGRAM)' on '05-May-2025'. To the right of the table, there is a 'Report' button with a dropdown arrow. The dropdown menu is open, showing 'Report', 'Preview', and another 'Report' option. The 'Preview' option is highlighted with a red box and the number 6. The first 'Report' button in the dropdown is highlighted with a red box and the number 5. At the bottom of the table, there is a 'Report (Selected 0)' button.

Note: The **Preview** option is also available for surveys under the **Scheduled** tab that are commenced or continued.



- 7 The **Document Preview** pop-up is displayed.
- 8 You can download the document using the **Download** icon.

UNKNOWN - PDF

DOCUMENT PREVIEW
- X

UNKNOWN

ISM Annual Audit 1 - HSE-5809913-UNKNOWN

< < Page 1 of 3 > >

8

Company Name: UNKNOWN

Work Order: 6088010

First Visit Date: 09-Dec-2023

Last Visit Date: 09-Dec-2023

ABS Office: Freedom Operations

Audit Location: Houston, TX

ISM Audit Report

Company Name UNKNOWN
Company Address 1701 CITY PLAZA DRIVE, SPRING, TX 77389 United States
Company IMO 99999998
Effective Number of Personnel 10

The ABS audit team gathered objective evidence of compliance through the observation of activities, interviews of personnel, and the examination of pertinent records. This information was compared to the existing policies and procedure of the company and the requirements of the ISM Code and/ or with applicable clauses of the ABS Guide for Marine Management System to determine the levels of compliance obtained. This evidence was documented within the audit team's checklists and this report. The preliminary report including audit findings, if any, was left with the Senior Management at the conclusion of the audit.

Audit Task	Task Status	Non-Conformities Issued	Observation Issued
Statutory Surveys			
ISM Annual Audit 1 - HSE	Commenced	Yes	Yes

Flag State	Vessel Types
Canada	Other Cargo Ship
United States of America	MODU

Note: You can cancel/close Document Preview by clicking the **X** icon at the top right corner of the page.

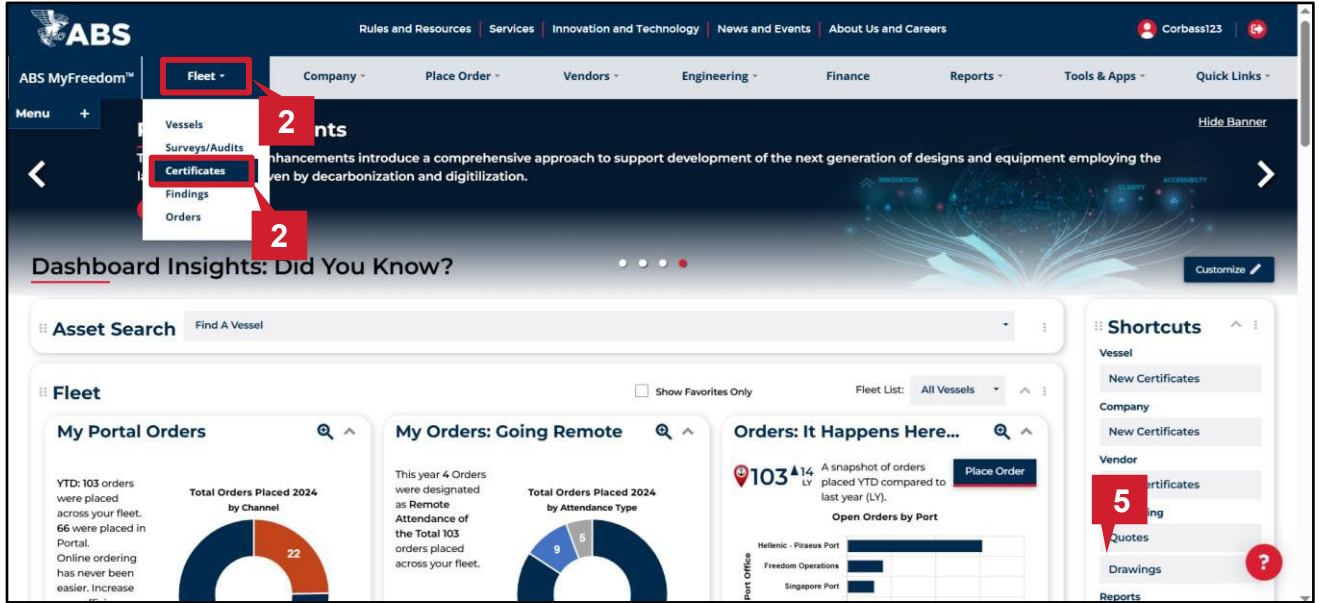
Note: You can use the arrows near the page numbers to navigate to the previous or next pages.





C) How to Preview Certificates PDF

- 1 Login to the **ABS MYFREEDOM™ CLIENT PORTAL**.
- 2 Select **Certificates** from the **Fleet** drop-down options.



Note: You can also navigate to **Certificates** through the **Company** tab.



- 3 The **Certificates** section is displayed.
- 4 Click the drop-down arrow next to the **Download** button to reveal the **Preview** menu.
- 5 Click **Preview**.

The screenshot shows the ABS MyFreedom web application interface. At the top, there is a navigation bar with the ABS logo and various menu items like 'Rules and Resources', 'Services', 'Innovation and Technology', 'News and Events', and 'About Us and Careers'. Below this is a secondary navigation bar with 'Fleet' selected, and other options like 'Company', 'Place Order', 'Vendors', 'Engineering', 'Finance', 'Reports', 'Tools & Apps', and 'Quick Links'. The main content area is titled 'Fleet: All Vessels' and has a 'Fleet List' dropdown set to 'All Vessels' and a 'Customize' button. Below the title are tabs for 'VESSELS', 'SURVEYS/AUDITS', 'CERTIFICATES', 'FINDINGS', and 'ORDERS', with 'CERTIFICATES' being the active tab. A search bar is present with the text 'Search by Certificate Name, Vessel Name or Certificate No'. There are also filters for 'New', 'Expiring', 'Expired', 'ECC', and 'In-Progress', along with checkboxes for 'Show Favorites Only' and 'Exclude Laid-Up Vessels', and a 'Clear All' link. The main data area is a table with columns: Certificate Name, Vessel, Certificate No., Due, Type, Issue Date, and Expiry Date. Two rows are visible: 'International Anti-Fouling System Certificate' and 'Record of Anti-Fouling Systems'. The first row has a 'Download' button with a dropdown arrow, and a red callout '4' points to this dropdown. The dropdown menu is open, showing a 'Preview' option, with a red callout '5' pointing to it. The second row also has a 'Download' button. At the bottom of the table, there is a pagination bar showing 'Items per page: 50' and '1-50 of 344'. A red callout '3' is positioned near the 'CERTIFICATES' tab. At the bottom left, there are buttons for 'Certificates (Selected 0)' and 'Fleet Summary Report (All Vessels)'. A red callout '5' is also present near the bottom right of the table area.



- 6 The **Document Preview** pop-up is displayed.
- 7 You can download the document using the **Download** icon.

CDC BARGE FOR AF CERT ONLY - PDF

DOCUMENT PREVIEW

- X

CDC BARGE FOR AF CERT ONLY

International Anti-Fouling System Certificate

<< < Page 1 of 1 > >>

Certificate No.: 92222224-3716910-002

INTERNATIONAL ANTI-FOULING SYSTEM CERTIFICATE

(This certificate shall be supplemented by a Record of Anti-fouling Systems)

Issued under the International Convention on the Control of Harmful Anti-Fouling Systems on Ships under the authority of the Government of:

Republic of the Marshall Islands
(name of state)

by American Bureau of Shipping

When a Certificate has been previously issued, this Certificate replaces the certificate dated 30 January 2014

Particulars of Ship:

Name of Ship		Distinctive Number or Letters	
CDC BARGE FOR AF CERT ONLY		123456789	
Port of Registry	Gross Tonnage	IMO Number ¹	
Majuro	2991	02222224	

An anti-fouling system controlled under Annex 1 has not been applied during or after construction of this ship

An anti-fouling system controlled under Annex 1 has been applied on this ship previously, but has been removed by _____² on _____ (date)

An anti-fouling system controlled under Annex 1 has been applied on this ship previously, but has been covered with a sealer coat applied by _____²

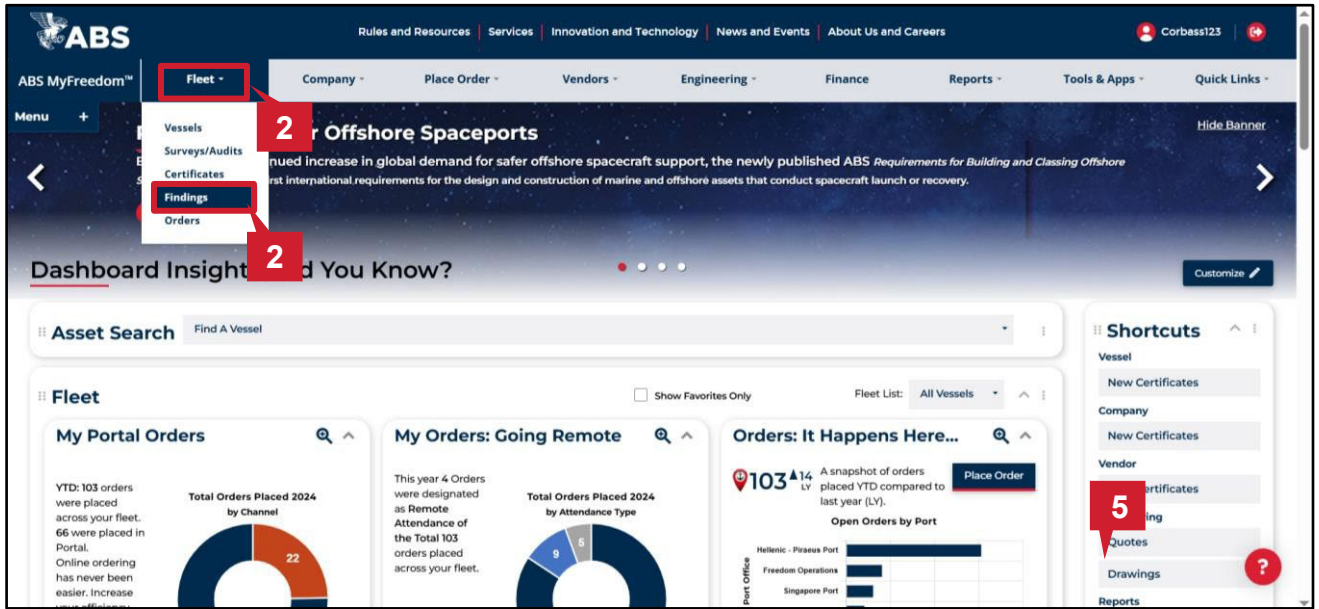
Note: You can cancel/close Document Preview by clicking the **X** icon at the top right corner of the page.

Note: You can use the arrows near the page numbers to navigate to the previous or next pages.



D) How to Preview Findings PDF

- 1 Login to the **ABS MYFREEDOM™ CLIENT PORTAL**.
- 2 Select **Findings** from the **Fleet** drop-down options.



Note: You can also navigate to **Findings** through the **Company** tab.



- 3 The **Findings** section is displayed.
- 4 Click the drop-down arrow next to the **Download** button to reveal the **Preview** menu.
- 5 Click **Preview**.

ABS MyFreedom™ Fleet - Company - Place Order - Vendors - Engineering - Finance Reports - Tools & Apps - Quick Links -

Menu +

Fleet: All Vessels Fleet List: All Vessels
 Customize

VESSELS SURVEYS/AUDITS CERTIFICATES **FINDINGS** ORDERS

Open Closed

Search by Finding No., Survey/Audit Name, or Vessel Name Overdue Due Not Due Show Favorites Only Exclude Laid-Up Vessels [Clear All](#)
 Surveys Both Audits

Finding No.	Vessel	Asset	Survey/Audit Name	Criticality	Due	Issue Date	Due Date	Found
<input type="checkbox"/> 198.0	CDC BULK CARRIER	Forecastle Deck	Annual Hull Survey.5	Additional Requirement	Overdue	01-Nov-2005	30-Apr-2017	Areas found locally corroded were examined, gauged and

Items per page: 50 1-50 of 100

Findings (Selected 0) [Fleet Summary Report \(All Vessels\)](#)

Note: You can click the **Closed** Findings tab to see the Preview option for closed findings.

VESSELS SURVEYS/AUDITS CERTIFICATES **FINDINGS** ORDERS

Open **Closed**

Search by Finding No., Survey/Audit Name, or Vessel Name Filter by Year: 1 Year Show Favorites Only Exclude Laid-Up Vessels [Clear All](#)
 Surveys Both Audits

Finding No.	Vessel	Survey/Audit Name	Criticality	Closed Date	Found
<input type="checkbox"/> 61.0	CDC OSV DIESEL	Port State Control Survey	Minor	17-Dec-2024	test

Items per page: 50 1-1 of 1

Findings (Selected 0) [Fleet Summary Report \(All Vessels\)](#)



- 6** The **Document Preview** pop-up is displayed.
- 7** You can download the document using the **Download** icon.



Note: You can cancel/close Document Preview by clicking the **X** icon at the top right corner of the page.

Note: You can use the arrows near the page numbers to navigate to the previous or next pages.



E) How to Preview Orders – History PDF

- 1 Login to the **ABS MYFREEDOM™ CLIENT PORTAL**.
- 2 Select **Orders** from the **Vendors** drop-down options.

The screenshot shows the ABS MyFreedom client portal. At the top, there is a navigation bar with tabs for Rules and Resources, Services, Innovation and Technology, News and Events, and About Us and Careers. Below this is a secondary navigation bar with tabs for Fleet, Company, Place Order, Vendors, Engineering, Finance, Reports, Tools & Apps, and Quick Links. The 'Vendors' tab is selected, and its dropdown menu is open, showing 'Place Order', 'Orders', and 'Certificates'. Red boxes and arrows highlight the 'Orders' option. The main dashboard area contains several widgets: 'Asset Search' with a search bar, 'Fleet' with a search bar, 'My Portal Orders' with a donut chart showing 67 My Orders and 22 Orders (ABS), 'My Orders: Going Remote' with a donut chart showing 9 Physical, 5 Remote, and 75 Non Attendance, and 'Orders: It Happens Here...' with a bar chart showing Open Orders by Port. A 'Shortcuts' sidebar is visible on the right, and a 'Rules' sidebar is at the bottom right.

Note: You can also navigate to **Orders** through the **Fleet/Company** tab.



- 3 The **Orders** section is displayed.
- 4 Click the **History** tab.
- 5 Click the drop-down arrow next to the **Invoice** or **Report** button to reveal the **Preview** menu.
- 6 Click **Preview**.

The screenshot displays the ABS MyFreedom web application interface. At the top, the navigation bar includes the ABS logo and various menu items like 'Rules and Resources', 'Services', 'Innovation and Technology', 'News and Events', and 'About Us and Careers'. Below this, a secondary navigation bar lists categories such as 'VESSELS', 'SURVEYS/AUDITS', 'CERTIFICATES', 'FINDINGS', and 'ORDERS'. The 'ORDERS' section is active, showing a list of orders with columns for Order Number, Vessel, Request Date, Last Visit Date, ABS Port Office, Work Type, Attendance Type, Survey/Audits, and Status. Two callouts are present: callout 4 points to the 'History' tab in the top left of the orders section, and callout 5 points to the 'Invoice' button's dropdown menu for the second order. Callout 6 points to the 'Preview' option within that dropdown menu. The interface also includes a search bar, filter options, and pagination controls at the bottom.



- 7 The **Document Preview** pop-up is displayed.
- 8 You can download the document using the **Download** icon.

ALTAIR - PDF

DOCUMENT PREVIEW - X

ALTAIR

Invoice 6130420 1

<< < Page 1 of 2 > >>

7

INVOICE NO: 046132737932

INVOICE

800 West Commerce Rd
Suite 400
Harahan, LA 70123 United States
Phone: +1-504-313-1457
Fax : +1-504-733-0840

<p>CUSTOMER NO: 296344 CUSTOMER TAX NO: CUSTOMER ADDRESS: TOTE SERVICES, LLC 10401 DEERWOOD PARK BLVD BLDG 1 SUITE 1300, JACKSONVILLE, FL 32256 UNITED STATES</p>	<p>BRANCH NO: 046132 BRANCH NAME: New Orleans Port</p> <p>CONTRACT/PO NO: ALRDK&E1230595</p> <p>REQUESTER NAME: Michelle McCoy</p> <p>INTERCOMPANY REF. NO: (ABS USE ONLY)</p>	<p>INVOICE DATE: 05-Apr-2024 DUE DATE: On Receipt</p> <p>PAYMENT INSTRUCTIONS: Please provide Invoice Number or Remittance copy with payment.</p> <p>WIRE TRANSFER: JP MORGAN CHASE BANK, N.A. HOUSTON, TX 77252-8025 USA United States American Bureau of Shipping USS ACCOUNT No.: 0010-088-8180 WIRE ABA :021000021 ACH Routing: 111000614 SWIFT ADDRESS: CHASUS33</p> <p>CHECKS PAYABLE TO: American Bureau of Shipping P.O. BOX 301249 DALLAS, TX 75303-1249 REFERENCE INVOICE NUMBER</p>
--	---	---

VESSEL NAME:
ALTAIR

CLASS NO: A7308134
PROJECT NO: 5175836
REPORT NO: 6130420
LAST VISIT DATE: 03-Apr-2024
PLACE OF SERVICE:
New Orleans

TOTAL FEES: 20,365.04
TOTAL TAX: 0.00

Note: You can cancel/close Document Preview by clicking the **X** icon at the top right corner of the page.

Note: You can use the arrows near the page numbers to navigate to the previous or next pages.





F) How to Preview Reports PDF

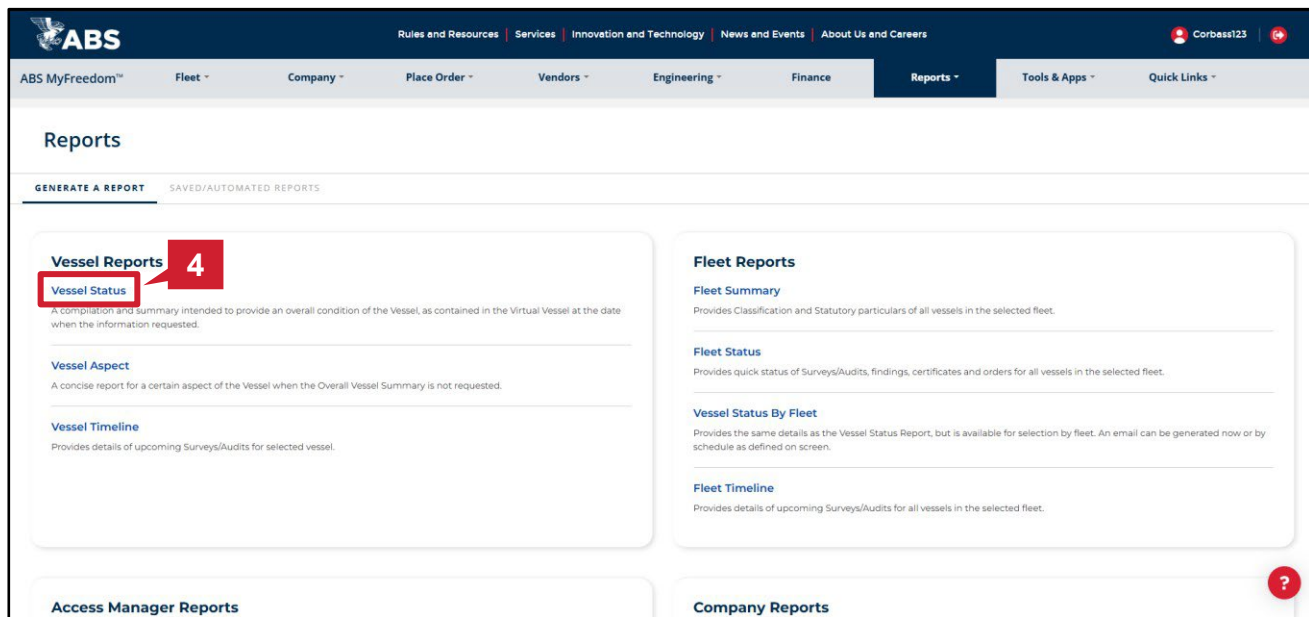
- 1 Login to the **ABS MYFREEDOM™ CLIENT PORTAL**.
- 2 Select **Generate a Report** from the **Reports** drop-down options.

The screenshot shows the ABS MyFreedom client portal dashboard. The top navigation bar includes 'Reports' with a dropdown menu containing 'Generate A Report' and 'Saved/Automated Reports'. The dashboard features several widgets: 'Asset Search', 'Fleet' (with 'My Portal Orders' and 'My Orders: Going Remote' charts), 'Orders: It Happens Here...' (with a bar chart of open orders by port), and a 'Shortcuts' sidebar on the right. The 'Shortcuts' sidebar includes 'Generate Report' and 'Automated Reports' options. Red callout boxes with numbers 2 and 5 highlight the 'Generate A Report' option in the dropdown menu and the 'Generate Report' option in the shortcuts sidebar, respectively.



3 The **Reports** page is displayed.

4 Click **Vessel Status** from the **Vessel Reports** section.



Note: Document Preview for Reports is only available for the listed reports:

- Vessel Status
- Vessel Aspect
- Fleet Summary
- Fleet Status
- Fleet Timeline
- Company Status
- Company Aspect



- 5 The **Generate report** pop-up is displayed.
- 6 Select **Vessel** from the **Vessel by Name** dropdown.
- 7 Click the drop-down arrow next to the **Generate Report** button to reveal the **Preview** menu.
- 8 Click **Preview**.

Generate report

GENERATE A REPORT

Vessel Status Report

— ×

Filters

Filter Vessel by:

Vessel Name

IMO#

Class#

Vessel by Name

CDC BARGE FOR AF CERT ONLY
×

Report Type

Owner

3rd Party

Show Assets

With Asset

Report Format

PDF

XLSX

Automate/Save Report

If a frequency is set, reports will be automatically sent to your email and to any additional recipients' listed.

Report Name*

Enter Report Name

Start Date*

18-Mar-2025
📅

Frequency*

Reset

Preview

Generate Report



- 7 The **Document Preview** pop-up is displayed.
- 8 You can download the document using the **Download** icon.

CDC BARGE FOR AF CERT ONLY - PDF

DOCUMENT PREVIEW - X

CDC BARGE FOR AF CERT ONLY

Vessel Status Report-CDC BARGE FOR AF CERT ONLY

<< < Page 1 of 20 > >>

7

VESSEL STATUS REPORT (FOR OWNER)

CDC BARGE FOR AF CERT ONLY

Class Number: 92222224
 IMO Number: 02222224
 Description: Oil Tank Barge
 Port of Registry: Balboa

18 Mar 2025

Note: You can cancel/close Document Preview by clicking the **X** icon at the top right corner of the page.

Note: You can use the arrows near the page numbers to navigate to the previous or next pages.

