



ABS MYFREEDOM™ 客户端

图纸清单报告

分步说明，指导您通过报告，图纸或项目栏生成图纸清单报告

目录

一键链接到任何页面或者章节，轻松找到所需信息

图纸清单报告

[如何生成图纸清单报告](#)

03

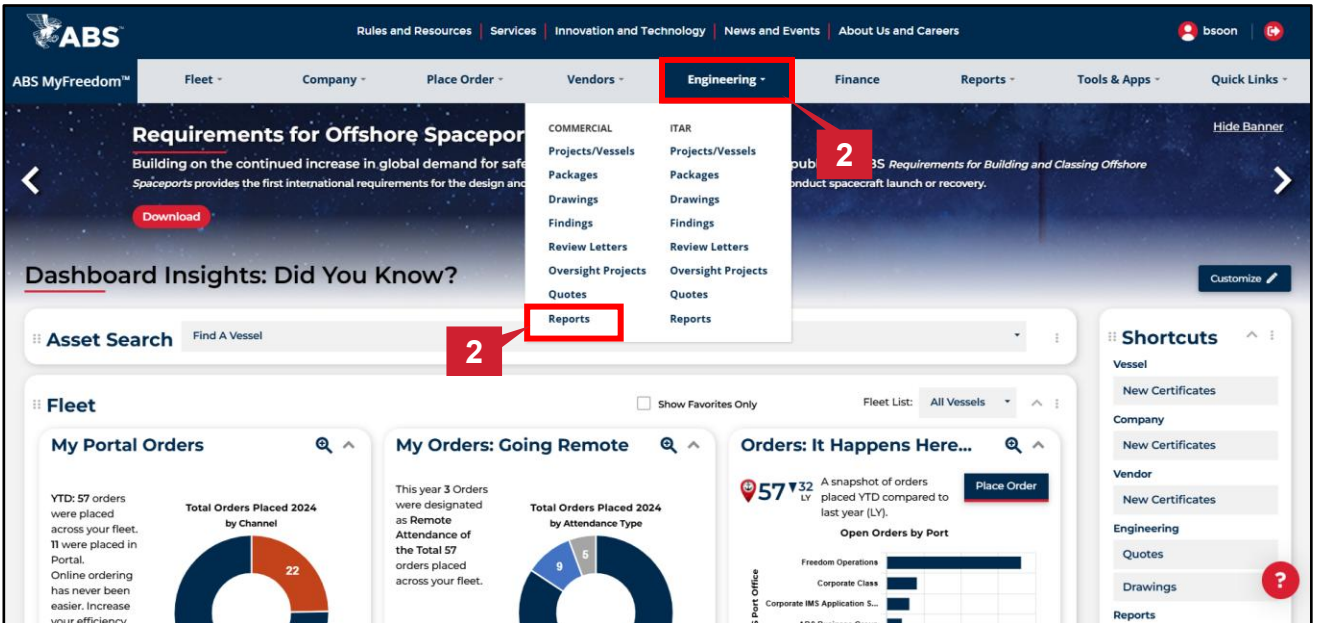
如有任何疑问，请发送邮件至ABSShanghaiO2E@eagle.org，
抄送 ABSServiceDesk@eagle.org

如何生成图纸清单报告

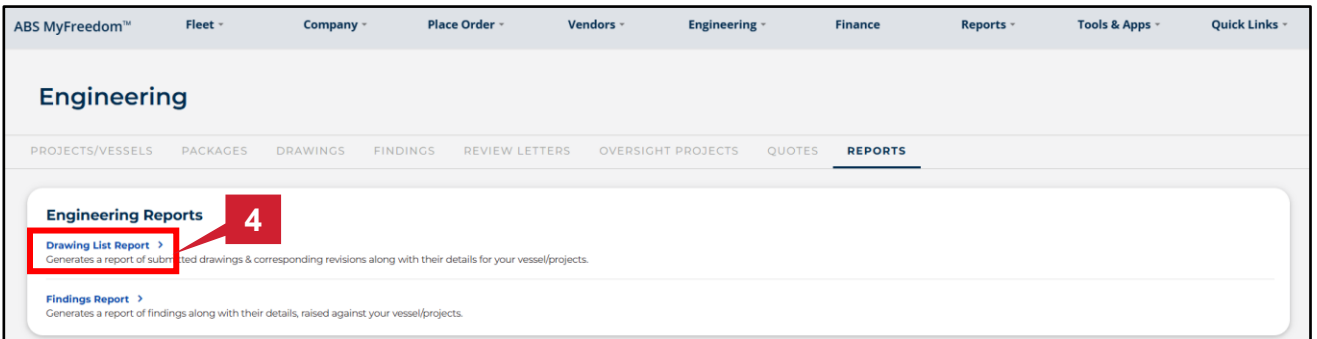
图纸清单报告可以基于客户项目 **Client Projects**, 授权项目 **Oversight Projects** 或船厂/船号 **Shipyard/Hull Number** 信息生成并下载。

如何生成图纸清单报告

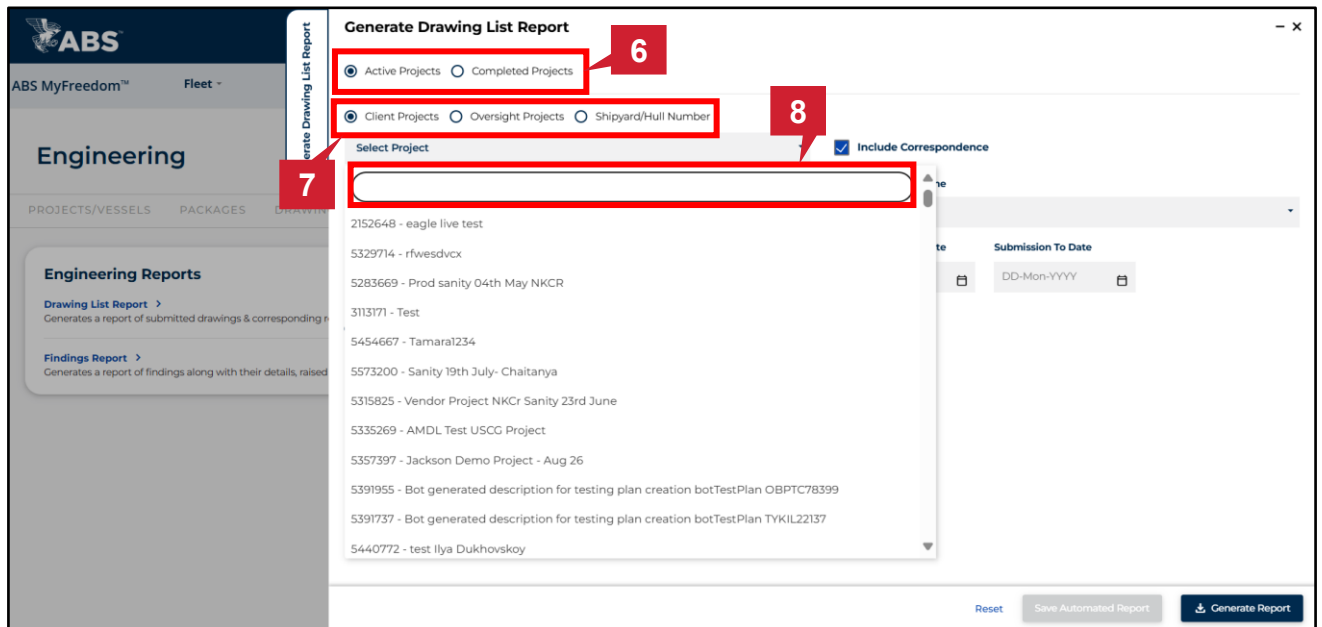
- 1 登录客户端
- 2 从工程 **Engineering** 的下拉选项中点击报告 **Reports** 栏



- 3 报告 **Reports** 页面如图所示
- 4 点击图纸清单报告 **Drawing List Report**



5	生成图纸清单报告 Generate Drawing List Report 页面如图所示
6	选择进行中项目 Active Projects 或完成的项目 Completed Projects
7	<ul style="list-style-type: none"> 选择客户项目 Client Projects ，导出的图纸清单是由您公司提交的 选择授权项目 Oversight Projects ，导出的图纸清单是由其他客户提交，并给你授权了该项目的访问权限 选择船厂/船号 Shipyard/Hull Number ，导出的图纸清单该船提交的所有图纸，包含您公司和授权客户（如需要）
8	从下拉菜单中选择所需要选择的项目 Project



9	一旦您选择了项目, 适用船只会自动勾选
10	如需报告中包含提交的退审信和参考文件, 需要勾选包含信件 Include Correspondence
11	默认情况下, 图纸状态 Drawing Status 设置为全选 All 。您也可以选择具体的某一个状态, 如 草稿 Draft , 收到 Received , 审图中 Under Review 或者其他根据您的需求
12	报告中需要体现所有提交过的图纸版本, 勾选包括历史版本 Include Revision 。选择后会有两个选项: 简单 Concise 和详细 Detailed , 根据需要选择
13	工程专业 Engineering Discipline 指一专业类别的图纸。默认情况下设置为全选 All 。选择具体某一专业类别 —— 如管系 Piping , 轮机 Machinery 或者其他 —— 基于您的需求
14	选择报告格式 Report Format : Excel 或 PDF
15	如需生成报告的数据有指定时间范围, 请输入提交日期 Submission Date 的范围 (可选)

Generate Drawing List Report - x

Active Projects Completed Projects

Client Projects Oversight Projects Shipyard/Hull Number

5315825 - Vendor Project NKCr Sanity 23rd June **Include Correspondence**

Applicable Vessels
 FREEDOM TEST VESSEL - FFE C... CDC BARGE FOR AF CERT ONLY

Drawing Status

All

Engineering Discipline

All

Include Revision History

Submission From Date Submission To Date

DD-Mon-YYYY DD-Mon-YYYY

Report Format

Excel PDF

Automate/Save Report
If a frequency is set, reports will be automatically sent to your email and to any additional recipients listed.

Reset Save Automated Report **Generate Report**

提示: “完成 Complete” 和 “审图中 In Progress” 状态的选项功能还未实现。



Note: 步骤 16 至 23 是可选的，不是生成报告必需完成的步骤。如果需要，它们可作为附加功能。

- 16** 如需保存或自动生成报告，勾选自动/保存报告 **Automate/Save Report** 的选框
- 17** 为了更好的识别和查找，请输入唯一的报告名称 **Report Name**
- 18** 输入开始生成报告的日期 **Start Date**
- 19** 选择频率 **Frequency** (每天 **daily**, 每周 **weekly**, 每月 **monthly**, 每年 **yearly** 或者仅保存 **Save Only**)。设置了频率，报告会自动发送至您的邮箱以及其他附加收件人。

The screenshot shows the 'Generate Drawing List Report' interface. It includes a checkbox for 'CDC BARGE FOR AF CERT ONLY', dropdowns for 'Drawing Status' and 'Engineering Discipline', and date pickers for 'Submission From Date' and 'Submission To Date'. The 'Report Format' section has radio buttons for 'Excel' and 'PDF'. A checkbox labeled 'Automate/Save Report' (callout 16) is checked, with a note that reports will be sent to email and other recipients. Below this, there is a text input for 'Report Name*' (callout 17) and a date picker for 'Start Date*' (callout 18) set to '12-Sep-2025'. A dropdown menu for 'Frequency*' (callout 19) is open, showing options: Daily, Weekly, Monthly, Yearly, and Save Only. A note below the frequency options states: 'Actual report(s) may be received later than the selected start time'. At the bottom right, there are buttons for 'Reset', 'Save Automated Report', and 'Generate Report'.

提示: 仅保存 **Save Only** 功能是保存该表格的设置，不会给您邮箱自动发送报告。保存的报告会出现现在保存/自动报告的报告栏。

- 20** 设置时区 **Time Zone** 和倾向收到报告的时间
- 21** 添加收件人 **Add Recipient** 输入邮箱地址，可以收到自动发送的报告
- 22** 点击保存自动报告 **Save Automated Report**，自动发送的邮件会根据所选的频率和收件人定期定时发送
- 23** 点击生成报告 **Generate Report** 根据所选的设置进行下载

Generate Drawing List Report

Include Revision History

Submission From Date
 01-Feb-2025

Submission To Date
 15-Sep-2025

Report Format
 Excel PDF

Automate/Save Report
If a frequency is set, reports will be automatically sent to your email and to any additional recipients listed.

Report Name*

Start Date*

Frequency*

Monday Tuesday Wednesday Thursday Friday Saturday Sunday

Start at: :

*Note that processing times vary. Actual report(s) may be received later than the selected start time

Add Recipients*

提示: 情况所有设置，点击重设 **Reset**



24 您也可以通过图纸栏生成图纸清单报告。点击图纸清单报告并参考[生成图纸清单报告 5到23的步骤](#)

ABS MyFreedom™ Fleet - Company - Place Order - Vendors - Engineering - Finance Reports - Tools & Apps - Quick Links -

Engineering: All Projects ↓ Drawing List Report Active Projects Completed Projects

PROJECTS/VESSELS PACKAGES **DRAWINGS** FINDINGS REVIEW LETTERS OVERSIGHT PROJECTS QUOTES REPORTS

Drawing Number Enter drawing number to search all records 106 Action Required 260 Under Review 625 Received 350 Published 197 Draft 960 Deleted 16 Retained (Migrated) Clear All

Drawing Title	Drawing Number	Package/Reference No.	Project No.	Submission Date	Completion Date	Status
Prod_DrwTitle468 Rev: N/A	Prod_DrwNum468	N/A	5423760	N/A	N/A	Deleted
Prod_DrwTitle469 Rev: N/A	Prod_DrwNum469	N/A	5423760	N/A	N/A	Deleted
Prod_DrwTitle470 Rev: N/A	Prod_DrwNum470	N/A	5423760	N/A	N/A	Deleted
Prod_DrwTitle471 Rev: N/A	Prod_DrwNum471	N/A	5423760	N/A	N/A	Deleted

Items per page: 50 | 1-50 of 250

↓ Create Package ↓ Request Quote or Project ↓ Upload Revisions (Selected 0) ↓ Delete Drawings (Selected 0)

25 您也可以通过具体项目细节内的图纸栏，点击图纸清单报告 **Drawing List Report** 下载

Rules and Resources | Services | Innovation and Technology | News and Events | About Us and Careers ibsoon

ABS MyFreedom™ Fleet - Company - Place Order - Vendors - Engineering - Finance Reports - Tools & Apps - Quick Links -

Menu

- Project
- PROJECT DETAILS
 - Packages
 - Drawings**
 - Findings
 - Contacts
 - Review Letters
 - Scheduled Drawings

ENGINEERING > PROJECT : 5482713

Selected Project: 5482713 - Bot generated description for testing plan creation botTestPla... ↓ Findings Report ↓ Drawing List Report

Drawing Number Enter drawing number to search all records 1 Under Review 1 Received Clear All

Drawing Title	Drawing Number	Package/Reference No.	Submission Date	Completion Date	Status
abs-logo-blue-rgb.1 Rev: 2	jkk	TR0000150191	19-Aug-2025	N/A	Received
InspMarineStrucNTTYC3060 1 Rev: B	NTTYC30601botDrawNum	CR0000144919	13-Mar-2025	N/A	Under Review

Items per page: 50 | 1-2 of 2

↓ Create Package ↓ Request Quote or Project ↓ Upload Revisions (Selected 0) ↓ Delete Drawings (Selected 0)

提示: 图纸清单报告 **Drawing List Report** 的按钮同样适用于在项目细节下的文件包 **Packages**, 意见 **Findings**, 联系人 **Contacts**, 退审信 **Review Letters** 和计划送审图纸 **Schedule Drawings**。

