



ABS MYFREEDOM™ 客户端

意见报告

分步指导，指导您生成意见报告。

目录

一键链接到任何页面或者章节，轻松找到所需信息

意见报告

如何生成意见报告	03
A) 从报告页面生成意见报告	03
B) 从意见页面生成意见报告	09
C) 从项目页面生成意见报告	10

如有任何疑问，请发送邮件至ABSShanghaiO2E@eagle.org，抄送
ABSServiceDesk@eagle.org

如何生成意见报告

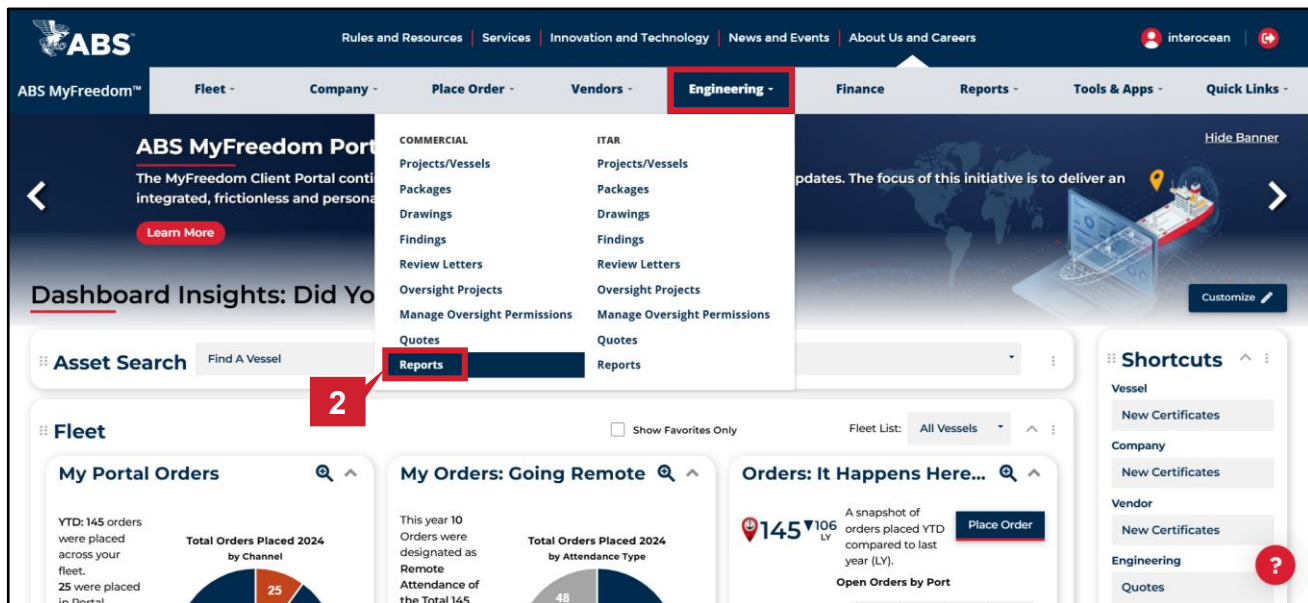
有三种方式可以从客户端生成意见报告：

1. 从报告 **Reports** 页面
2. 从意见 **Findings** 页面
3. 从项目 **Project** 页面

如何操作的详细指导内容如下：

A) 从报告页面生成意见报告

- 1 登录客户端
- 2 从工程 **Engineering** 的下拉选项中点击报告 **Reports** 栏



3 报告 **Reports** 页面如图所示

4 点击意见报告 **Findings Report**

ABS MyFreedom™ Fleet - Company - Place Order - Vendors - Engineering - Finance Reports - Tools & Apps - Quick Links -

Rules and Resources | Services | Innovation and Technology | News and Events | About Us and Careers | interocean

Engineering

PROJECTS/VESSELS PACKAGES DRAWINGS FINDINGS REVIEW LETTERS OVERSIGHT PROJECTS MANAGE OVERSIGHT PERMISSIONS QUOTES **REPORTS**

Engineering Reports

[Drawing List Report](#) >
Generates a report of submitted drawings & corresponding revisions along with their details for your vessel/projects.

Findings Report >
Generates a report of findings along with their details, raised against your vessel/projects.

4

?

- 5 生成意见报告 **Generate a Findings Report** 的页面如图所示
- 6 选择进行中项目 **Active Projects** 或完成的项目 **Completed Projects**
- 7 基于您想生成的报告类型，选择客户项目 **Client Projects**，授权项目 **Oversight Projects** 或船厂/船号 **Shipyards/Hull Number**

提示: 选择 客户项目 **Client Projects**，会显示作为提交图纸的客户。选择授权项目 **Oversight Projects**，被其它提交图纸客户授权的客户会显示。



8	选择项目 Project 或输入 船厂/船号 Shipyards/Hull Number
9	通过意见状态 Finding Status , 意见类型 Finding Type , 意见回复类型 Finding Response Type 和工程专业 Engineering Discipline 的下拉选项中筛选报告的数据
10	选择报告格式 Report Format: Excel 或 PDF .
11	可以选择一定时间范围期间的意见 (Published From 和 Published To)
12	如需自动导出或者保存报告, 请勾选 Automate/Save Report 前面的选框

Generate a Findings Report
- x

Active Projects Completed Projects

Client Projects Oversight Projects Shipyards/Hull Number

5166268 - Stability and Strength Update for New Route

Applicable Vessels

CLEAN JACKSONVILLE

Finding Status

All

Finding Response Type

All

Finding Type

All

Engineering Discipline

All

Report Format

Excel PDF

Automate/Save Report

If a frequency is set, reports will be automatically sent to your email and to any additional recipients listed.

Published From Date **Published To Date**

DD-Mon-YYYY DD-Mon-YYYY

选择客户项目或授权项目, 相关船只会出现。

Note: 自动/保存报告 **Automate/Save** 选项有需要再选择: 1.) 如计划报告的下载 或 2.) 保存一个报告





13	自动/保存报告 Automate/Save Report (可选择的): 以下步骤会解释如何自动导出或保存报告。
13a	为了日后方便辨识和查找，请输入一个唯一的报告名称 Report Name
13b	选择开始日期 Start Date ，指定报告开始生成的时间
13c	选择报告的导出的频率 Frequency 。要保存报告而不需要自动化导出，选择仅保存 Save Only
13d	选择时区并设置偏好时间。
13e	点击添加收件人 Add Recipient ，输入需要收到相关邮件的项目参与者的邮箱。
14	点击保存自动报告 Save Automated Report ，会根据选择的频率和收件人邮件定期发送报告
15	点击生成报告 Generate Report ，下载设置好每个选项要求的报告

The screenshot shows a web form for configuring automated reports. At the top, there is a checked checkbox labeled "Automate/Save Report" with a callout box labeled "13". Below this, a note states: "If a frequency is set, reports will be automatically sent to your email and to any additional recipients listed." The form contains several input fields and buttons:

- Report Name*:** A text input field with a callout box labeled "13".
- Start Date*:** A date picker showing "05-Sep-2025" with a callout box labeled "13b".
- Frequency*:** A dropdown menu with "Select Frequency" and a callout box labeled "13c".
- Start at:** A time zone selector showing "00 00 CST" with a callout box labeled "13d".
- Add Recipients*:** A section with an "Enter Email" input field and an "Add Recipient" button, with a callout box labeled "13e".

At the bottom of the form, there are three buttons: "Reset", "Save Automated Report" (with callout "14"), and "Generate Report" (with callout "15"). A red note at the bottom of the form reads: "*Note that processing times vary. Actual report(s) may be received later than the selected start time".



16

通过报告 **Reports** 栏, 点击保存/自动报告 **Saved/Automated Reports** 查看和修改报告。

ABS MyFreedom™ | Rules and Resources | Services | Innovation and Technology | News and Events | About Us and Careers | bsoon

Fleet - Company - Place Order - Vendors - Engineering - Finance - **Reports** - Tools & Apps - Quick Links -

Saved/Automated Reports

GENERATE A REPORT | **SAVED/AUTOMATED REPORTS**

Search by Report Name, Vessel/Fleet/Company Name or Recipients | Active | Inactive | Clear All | My Reports -

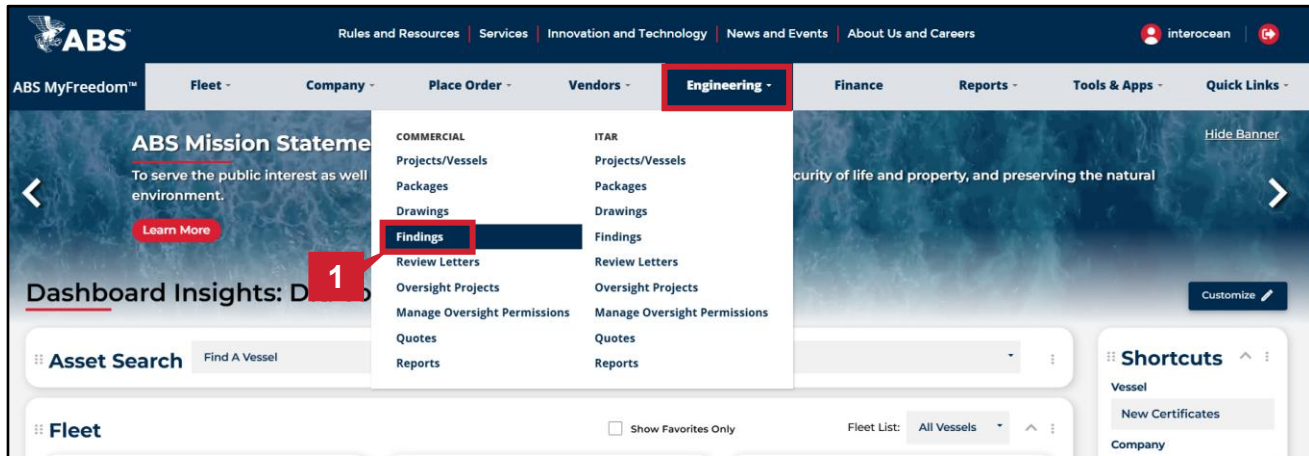
Report Name	Report Type	Report Assets	Recipients	Frequency	
<input type="checkbox"/> Test Active	Vessel Status Report	CDC BULK CARRIER	dummyemail@eagle.org	Save Only	
<input type="checkbox"/> Vessel Report Active	Vessel Status Report	CDC BULK CARRIER	dummyemail@eagle.org	Save Only	
<input type="checkbox"/> VSR by Fleet Test	Vessel Status By	Demo Fleet 1	amalia@eagle.org	Save Only	

Items per page: 50 | 1-44 of 44

Generate Report (Selected 0)

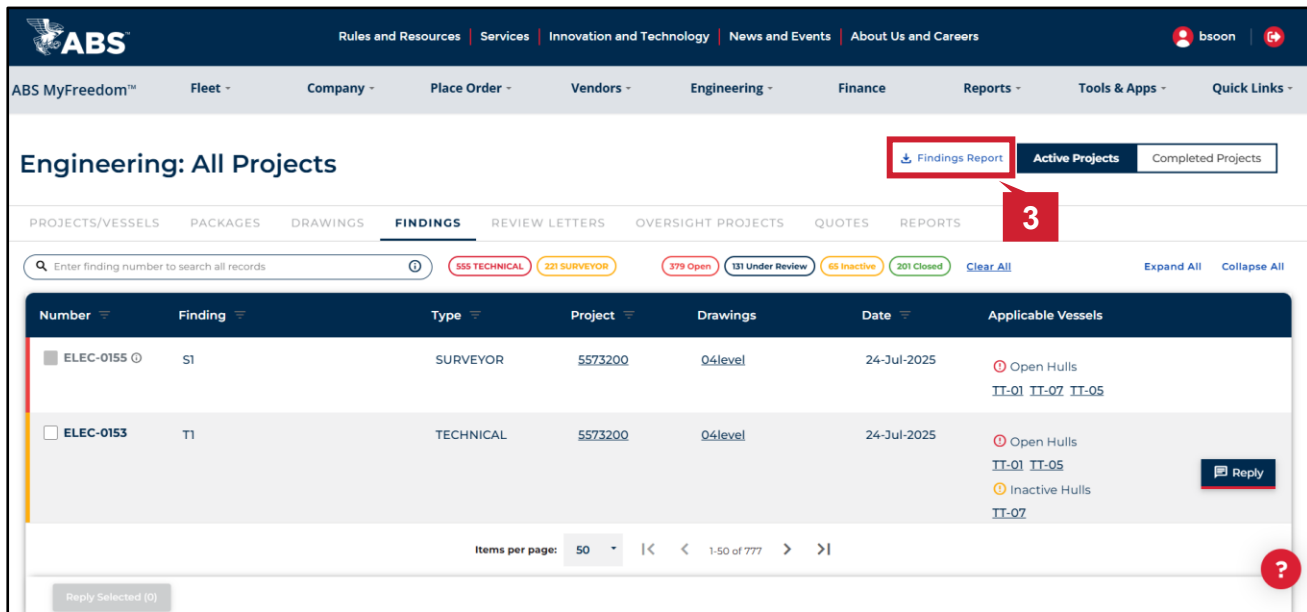
B) 通过意见页面生成意见报告

1 从工程 **Engineering** 的下拉选择中点击意见 **Findings** 栏



2 意见 **Findings** 页面如图所示

3 点击意见报告 **Findings Report** 并参考 [Page 5](#) 继续下面的步骤



C) 从项目页面生成意见报告

1 从工程 **Engineering** 的下拉选择中点击项目/船只 **Projects/Vessels** 栏

The screenshot shows the ABS MyFreedom portal navigation bar. The 'Engineering' dropdown menu is open, and 'Projects/Vessels' is highlighted with a red box and a red '1' callout. Other menu items include COMMERCIAL, ITAR, Packages, Drawings, Findings, Review Letters, Oversight Projects, Quotes, and Reports.

2 在项目/船只 **Projects/Vessels** 列，搜索或直接查找点击所需的项目或船只。

The screenshot shows the 'Engineering: All Projects' page. A search bar is highlighted with a red box and a red '2' callout. Below the search bar is a table with columns: Project No., Description, Hull No., and Vessel Name. Three project rows are visible, each with a 'Create Package' button. The first row is highlighted with a red box and a red '2' callout.

Project No.	Description	Hull No.	Vessel Name
5582596	NKCR- KBP Aug 2025	0211405	TBN
5582481 EOA	AMDL Test PAIS EoA	8231	MIZAR
5582480	AMDL Test - PAIS 2	8230	MERAK



3 从项目细节 **Project Details** 下，点击意见 **Findings**

4 点击意见报告 **Findings Report** 生成

The screenshot shows the ABS MyFreedom software interface. The top navigation bar includes 'Rules and Resources', 'Services', 'Innovation and Technology', 'News and Events', and 'About Us and Careers'. Below this is a secondary navigation bar with 'Fleet', 'Company', 'Place Order', 'Vendors', 'Engineering', 'Finance', 'Reports', 'Tools & Apps', and 'Quick Links'. The main content area is titled 'Selected Project: 5283669 - Prod sanity 04th May NKCR'. A search bar is present with the text 'Enter finding number to search all records'. There are status filters for '5 TECHNICAL', '2 SURVEYOR', '1 Open', '2 Inactive', and '4 Closed', along with a 'Clear All' button. A table of findings is displayed with columns for 'Number', 'Finding', 'Type', 'Drawings', 'Date', and 'Applicable Vessels'. The table contains three rows of data. A 'Findings' menu item is highlighted in the left sidebar with a red callout '3'. A 'Findings Report' button is highlighted in the top right corner with a red callout '4'. A 'Reply' button is visible at the bottom right of the table.

Number	Finding	Type	Drawings	Date	Applicable Vessels
EQUP-0138	TEST	SURVEYOR	158683 C01 Firefighti...	20-Jan-2025	Open Hulls TT-07
EQUP-0011	Test 01 survey	SURVEYOR	23532102217A Transve... 158683 C01 Firefighti...	4-May-2024	Closed Hulls TT-07
EQUP-0010	Test 05	TECHNICAL	23532102217A Transve... 158683 C01 Firefighti...	4-May-2024	Inactive Hulls TT-07